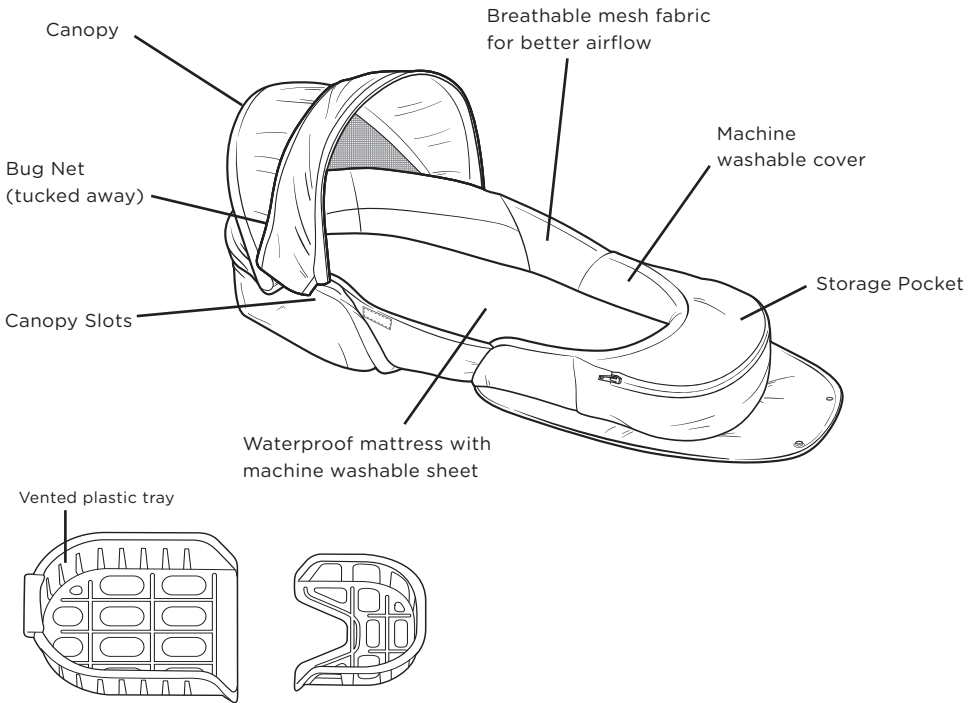


**Read all instructions BEFORE assembly and USE of product.
KEEP INSTRUCTIONS FOR FUTURE USE.**

BABY  DELIGHT

Snuggle Nest Adventure

Indoor/Outdoor Portable Infant Sleeper



Care & Instructions

©2018 Baby Delight, Inc. 401-333-6800 www.babydelight.com

MADE IN CHINA | US PATENT: 8,627,520

CONGRATULATIONS ON YOUR PURCHASE OF THE Snuggle Nest® Adventure. Created by a mom who practiced co-sleeping with her own infants, Snuggle Nest® products are designed to help protect infants while sleeping with parents. The Snuggle Nest® Adventure is a unique product that offers a deeper feeling of security and closer access to your baby, while completely enclosing him with a combination of rigid walls and flexible air-barrier panels, for added security where it's needed most. At home or on-the-go, we know you will enjoy your Snuggle Nest® Adventure.

⚠️ WARNING! **AVOID CO-SLEEPING HAZARDS:** Do not use this product if the adult mattress is not firm enough to allow the product to lie flat when adults are on the bed. **NEVER** allow infant to sleep in the Snuggle Nest® Adventure while sharing a bed with another toddler or child. **NEVER** allow infant to sleep in the Snuggle Nest® Adventure while sharing a bed with an adult who is under the influence of alcohol or medication. These substances increase the risk of rolling onto the infant and make it harder for the adult to wake up at the baby's distress. **NEVER** allow infant to co-sleep with an obese person. **NEVER** allow infant to sleep in the Snuggle Nest® Adventure while sharing a bed with an adult who has sleep disorders (i.e. sleepwalking, nightmares, fitful sleep). **ALWAYS** place the unit with the rear wall against the headboard when co-sleeping. **NEVER** use the product anywhere else in the bed. Make sure that adult bedding does not cover more than 10" of the bottom of the product's mattress when bedding is fully extended, in order to reduce suffocation risks and overheating. **NEVER** use more than one pillow per adult on each side of the Snuggle Nest® Adventure. **ALWAYS** place infant's head close to rear wall of unit. **ALWAYS** make sure that infant is centered in the unit.

Co-Sleeping

With the Snuggle Nest Adventure fully assembled and extended, place the top end of the product in the center of the adult bed against the headboard. Make sure that adult bedding does not cover the product. Never stack pillows or leave decorative pillows on the bed when using the Snuggle Nest®. Use only one pillow per adult. Place the infant in the center of the product near the top end of the Snuggle Nest®. Infants should always be placed to sleep on their backs. If you remove the infant from the Snuggle Nest® Adventure to breastfeed during the night, always place the baby back in the Snuggle Nest® Adventure before going back to sleep. Discontinue use when baby begins to roll over or push up on hands or knees.



⚠️ WARNING: FAILURE TO FOLLOW THESE WARNINGS COULD RESULT IN SERIOUS INJURY OR DEATH!

FALL HAZARD: To help prevent falls, do not use this product when the infant begins to push up on hands and knees, can roll over or has reached 15 lbs, whichever comes first.

- ALWAYS use on a flat, stable surface.
- NEVER move, lift or carry this product while child is in it.
- NEVER place on an elevated surface other than an adult bed.
- NEVER use near stairs.
- DO NOT place product at edge of bed. Allow 12 inches from edge of bed.

SUFFOCATION HAZARD - Infants have suffocated:

- In gaps between extra padding and side of the product.
- On soft bedding.

Only use the original pad provided by Baby Delight. NEVER add a pillow, comforter, or another mattress for padding. Keep adult sheets, pillows and blankets away from baby.

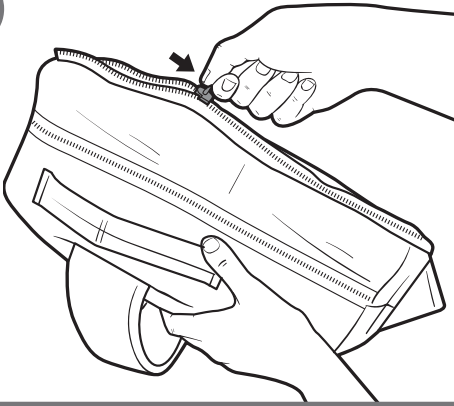
To reduce the risk of SIDS, pediatricians recommend healthy infants be placed on their backs to sleep, unless otherwise advised by your physician.

If a sheet is used with the pad, use only the one provided by Baby Delight or one specifically designed to fit the dimensions of the Snuggle Nest.

- Do not use this product if the adult mattress is not firm enough to allow the product to lie flat when adults are in the bed. NEVER use on a water mattress.
- NEVER use in a motor vehicle.
- NEVER use in a crib or play yard.
- NEVER allow infant to co-sleep with a child or pet or an adult who is under the influence of alcohol or medication or who is obese or has a sleeping disorder.
- Keep product away from hazards that may injure your child.
- Do not allow blankets near your child. Place the product's head side against the headboard of the adult bed.
- Strings can cause strangulation - NEVER place product near window blinds with cords or hang strings over the product, or place items with a string around an infant's neck or attach strings to toys.
- NEVER leave child unattended.

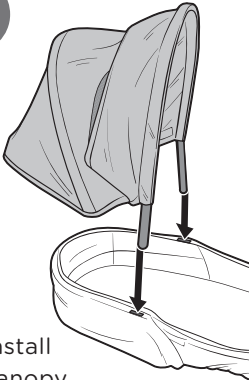
Use and Care

A



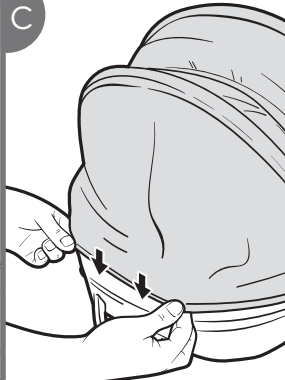
Once you have unzipped the Snuggle Nest® Adventure (A), it is fully assembled.

B



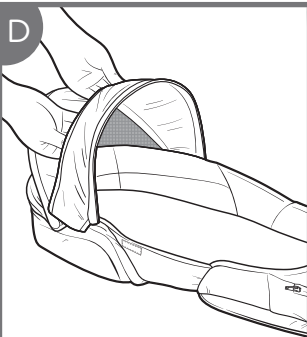
Install canopy

C



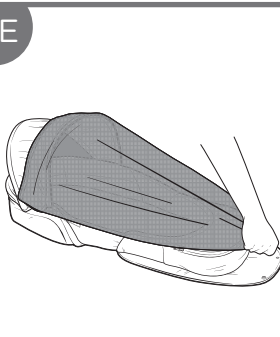
Plug both ends of the canopy into the Snuggle Nest® Adventure canopy slots (B). Pull ends of Canopy mesh down on area located above the handle (C). Pull bug net out of the pocket in the canopy and stretch over the pocket in the foot area (D & E).

D

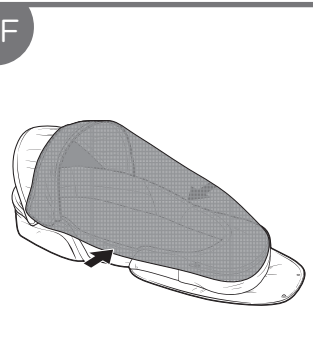


Open bug net

E



F



Secure side of bug net to hook and loop (lift cover up to reveal hook and loop) on the side of Snuggle Nest® Adventure (F). When you are not using the bug net, place it back under the pocket on top of the canopy.

G

Fold for travel

To fold the Snuggle Nest® Adventure for travel: Bring both ends of the unit toward each other and re-zip the Snuggle Nest® closed (G). The mattress and canopy may be stored inside the unit when folded.

0-6 months

Discontinue use when baby begins to roll over or push up on hands or knees.

Cleaning

The Snuggle Nest® Adventure cover and sheet are machine washable.

To wash the fabric cover: Unzip both ends of the cover. Remove the small tray first and then remove the large tray.

To wash the fabric sheet: Remove the mattress pad from the opening on the back of the sheet.

Always wash in cold water and dry on low heat to keep your Snuggle Nest® in the best condition. Do not use bleach. The mattress cover and the plastic base can be cleaned with a wet cloth.

Accessories

It is possible to order additional sheets for your Snuggle Nest®. Ask your retailer, call Baby Delight at 1-401-333-6800 or order online at www.babydelight.com.

Limited Warranty

At Baby Delight, Inc. we make innovative and high quality products for babies, children and their parents. We warrant this product to be free from defects in material and workmanship existing at the time of manufacture for a period of 90-days from the date of initial purchase (sales receipt is required for proof of purchase). If such a defect is discovered during the limited warranty period, we will, at our sole option, repair or replace your product at no cost to you.

This limited warranty does not cover claims resulting from misuse, failure to follow the instructions on installation, maintenance and use, abuse, alteration, involvement in an accident, and normal wear and tear.

For warranty service or replacement part information:

USA: Please call Customer Service at 1-401-333-6800, email at info@babydelight.com, or mail 30 Martin Street, Suite 3C, Cumberland, RI 02864.

B A B Y  D E L I G H T ®

www.babydelight.com

©2018 Baby Delight, Inc.

1-401-333-6800

info@babydelight.com

BD03790