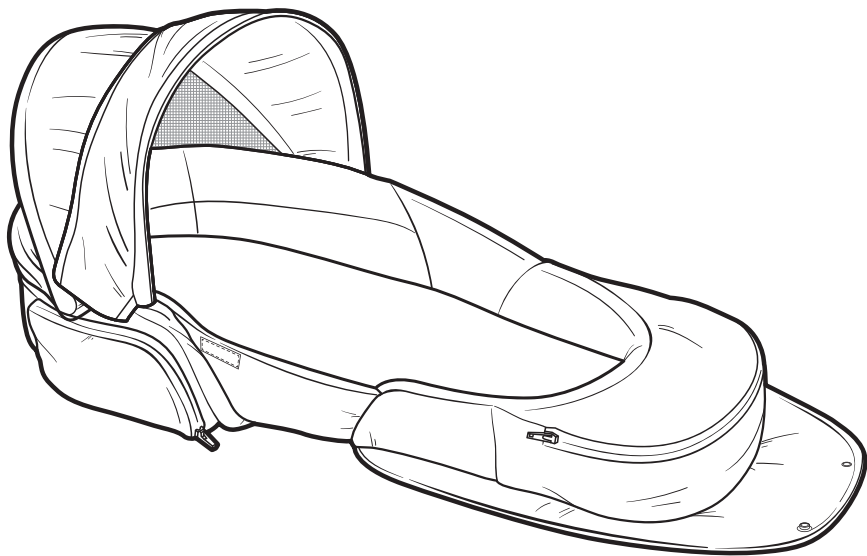


Baby Delight® Snuggle Nest® Traveler BL

Portable Infant Sleeper

Please read the following instructions and warnings carefully.
Keep this instruction manual for future reference.

Age Grade: 0-6m Discontinue use when infant begins to push up or roll over



Care & Instructions

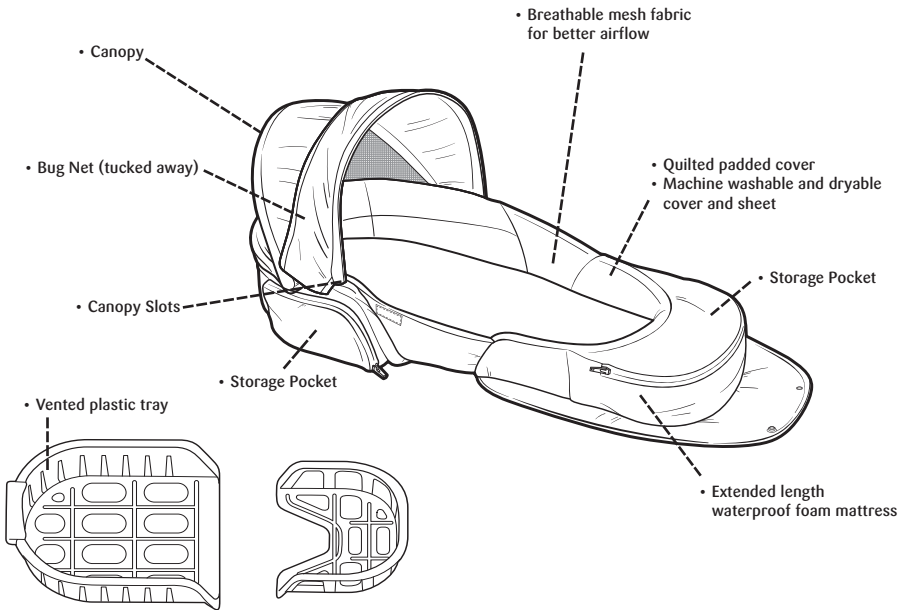
ATTENTION!

PLEASE READ THE FOLLOWING INSTRUCTIONS AND WARNINGS THOROUGHLY
FOR THE CONTINUED WELL-BEING OF YOUR INFANT!

©2016 Macari Baby, Inc. 401-333-6800 www.babydelight.com

MADE IN CHINA | PATENTS PENDING

Parts

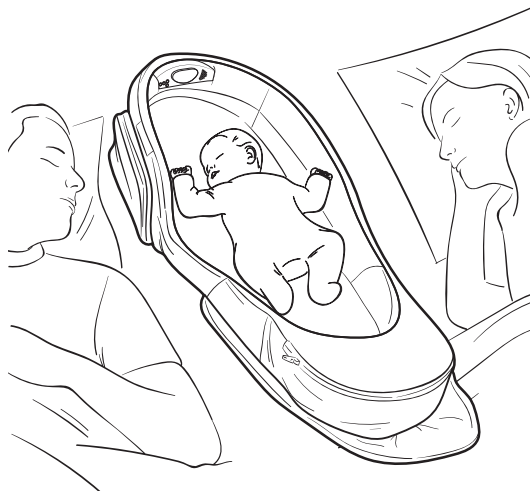


CONGRATULATIONS ON YOUR PURCHASE OF THE Snuggle Nest® Traveler BL. Created by a mom who practiced co-sleeping with her own infants, Snuggle Nest® products are designed to help protect infants while sleeping with parents. The Snuggle Nest® Traveler BL is a unique product that offers a deeper feeling of security and closer access to your baby, while completely enclosing him with a combination of rigid walls and flexible air-barrier panels, for added security where it's needed most. Our comfortable extended length mattress allows for ample room, while additional features such as an incline wedge, wraparound sheet, light, and sound combine for an enjoyable nighttime (or anytime!) experience with your baby. At home or on-the-go, we know you will enjoy your Snuggle Nest® Traveler BL.

⚠ WARNING! **AVOID CO-SLEEPING HAZARDS:** Do not use this product if the adult mattress is not firm enough to allow the product to lie flat when adults are on the bed. NEVER allow infant to sleep in the Snuggle Nest® Traveler BL while sharing a bed with another toddler or child. NEVER allow infant to sleep in the Snuggle Nest® Traveler BL while sharing a bed with an adult who is under the influence of alcohol or medication. These substances increase the risk of rolling onto the infant and make it harder for the adult to wake up at the baby's distress. NEVER allow infant to co-sleep with an obese person. NEVER allow infant to sleep in the Snuggle Nest® Traveler BL while sharing a bed with an adult who has sleep disorders (i.e. sleepwalking, nightmares, fitful sleep). ALWAYS place the unit with the rear wall against the headboard when co-sleeping. NEVER use the product anywhere else in the bed. Make sure that adult bedding does not cover more than 10" of the bottom of the product's mattress when bedding is fully extended, in order to reduce suffocation risks and overheating. NEVER use more than one pillow per adult on each side of the Snuggle Nest® Traveler BL. ALWAYS place infant's head close to rear wall of unit. ALWAYS make sure that infant is centered in the unit.

Co-Sleeping

With the Snuggle Nest® Traveler BL fully assembled and extended, place the end of the product with the light, in the center of the adult bed, against the headboard. Make sure that adult bedding does not cover the product. Never stack pillows or leave decorative pillows on the bed when using the Snuggle Nest®. Use only one pillow per adult. Place the infant in the center of the product near the lighted end of the Snuggle Nest. Infants should always be placed to sleep on their backs with their own blanket. If you remove the infant from the Snuggle Nest® Traveler BL to breastfeed during the night, always place the baby back in the Snuggle Nest® Traveler BL before going back to sleep. Discontinue use when baby begins to roll over or push up on hands or knees.



⚠ WARNING!

FAILURE TO FOLLOW ALL WARNINGS COULD RESULT IN SERIOUS INJURY OR DEATH!

NEVER leave child unattended and always provide the supervision necessary for the continued safety of your child.

ALWAYS keep product away from hazards in the area that may injure your child.

Discontinue use when infant begins to roll over, push up on hands or knees, or becomes too active to remain in the secured area of the walls.

NEVER use this product inside a crib.

Do not use this product in a motor vehicle.

Do not modify product or add any attachments that are not listed in the owner's manual.

NEVER fold or transport the Snuggle Nest® Traveler BL while infant is in it.

NEVER use the product on any elevated surface, other than the adult bed with parents on both sides.

AVOID SUFFOCATION HAZARDS:

NEVER add padding or other objects inside the product that are not specifically included with the product.

To help prevent suffocation from entrapment, use **ONLY** the mattress provided by Baby Delight.

NEVER use additional mattress or padding.

NEVER use a water mattress with the product.

ALWAYS place baby to sleep on his back unless advised otherwise by your pediatrician.

AVOID STRANGULATION HAZARDS:

Strings and cords can cause strangulation. Keep strings and cords away from your child.

NEVER place the product near a window where cords from blinds or drapes can strangle a child.

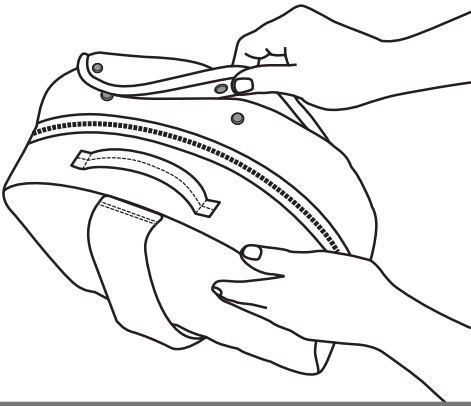
Do not hang strings on or over the product.

Do not place items with a string around the child's neck such as hood strings, pacifier cord, etc.

Do not attach string to toys.

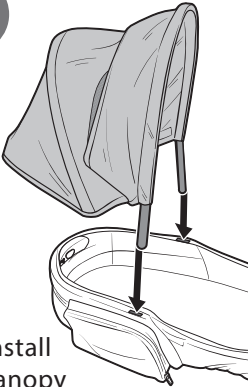
Use and Care

A



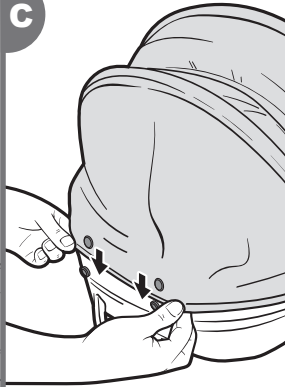
Once you have opened the Snuggle Nest® Traveler BL (A), the Snuggle Nest® Traveler BL is fully assembled.

B



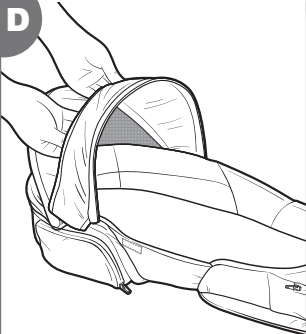
Install canopy

C



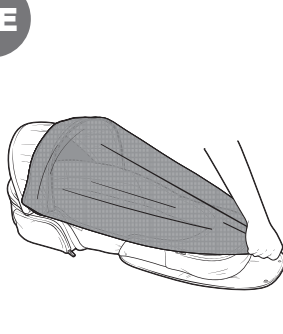
Plug both ends of the canopy into the Snuggle Nest® Traveler BL canopy slots (B). Snap ends of Canopy mesh onto the buttons located above the handle (C). Pull bug net out of the pocket in the canopy and stretch over the pocket in the foot area (D & E).

D

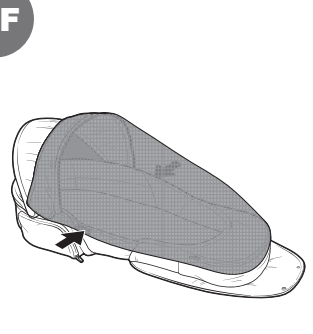


Open bug net

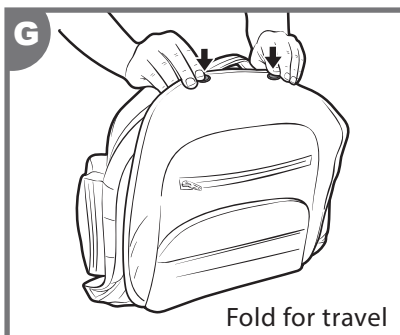
E



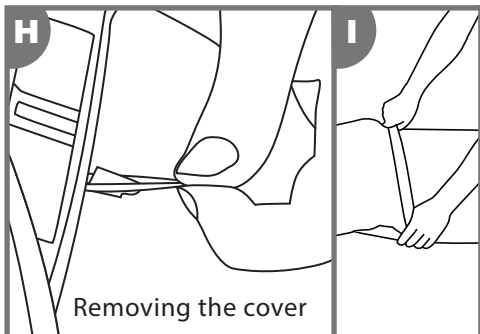
F



Secure side of bug net to hook and loop on the side of Snuggle Nest® Traveler BL (F). When you are not using the bug net, place it back under the pocket on top of the canopy.



To fold the Snuggle Nest® Traveler BL for travel: Bring both ends of the unit toward each other and secure the snaps over the top of the light area (G). The mattress may be stored inside the unit when folded.



To wash the fabric cover: Unzip both ends of the cover. Remove the small tray first. Remove the large tray by releasing all three elastic loops from the plastic hooks on the back of the light opening (H). To wash the fabric sheet: Remove the mattress pad from the opening on the back of the sheet (I). See page - for care instructions.

0-4 months

Discontinue use when baby begins to roll over or push up on hands or knees.

Cleaning

The Snuggle Nest® Traveler BL cover and sheet are machine washable. Always wash in cold water and dry on low heat to keep your Snuggle Nest® Traveler BL in the best condition. Do not use bleach. The vinyl mattress cover and the plastic base can be cleaned with a wet cloth.

Limited Warranty

At Baby Delight, Inc. we make innovative and high quality products for babies, children and their parents. We warrant this product to be free from defects in material and workmanship existing at the time of manufacture for a period of 90-days from the date of initial purchase (sales receipt is required for proof of purchase). If such a defect is discovered during the limited warranty period, we will, at our sole option, repair or replace your product at no cost to you.

This limited warranty does not cover claims resulting from misuse, failure to follow the instructions on installation, maintenance and use, abuse, alteration, involvement in an accident, and normal wear and tear.

For warranty service or replacement part information:

USA: Please call Customer Service at 1-401-333-6800, email at info@babydelight.com, or mail 30 Martin Street, Suite 2A4, Cumberland, RI 02864.

Some replacement parts may be available for purchase after this limited warranty expires. Please visit us at www.babydelight.com or call us at 1-401-333-6800 for details.

Baby Delight®

www.babydelight.com
info@babydelight.com

Macari Baby, Inc. 401-333-6800
30 Martin Street, Suite 2A4, Cumberland, RI 02864

Colors and styles may vary.
MADE IN CHINA
BD03710